

ANALYZING WORKPLACE INJURIES

Transportation and Warehousing Industry

To reduce workplace injuries and fatalities, we must understand when, why and how they happen. Having this data on hand will allow businesses in hazardous industries to target problem areas and initiate solutions to reduce workplace accidents.

The Transportation and Warehousing sector is comprised of industries providing transportation of passengers and cargo, warehousing and storage for goods, scenic and sightseeing transportation, and support activities related to modes of transportation. Establishments in these industries use transportation equipment or transportation related facilities as a productive asset. The type of equipment depends on the mode of transportation. The modes of transportation are air, rail, water, road and pipeline.

MOST INJURY INCIDENTS IN THE TRANSPORTATION & WAREHOUSING INDUSTRY OCCURRED:



at
Noon



on
Wednesday



in
January



on Multiple
Body Parts



to
Males



within
20-29 Age Group



in
St. Louis County

RANKED #1* OUT OF 16 IN THE MOST WORKPLACE FATALITIES

**Tied with Construction*

TOP 6 INDUSTRIES IN WORKPLACE FATALITIES:

Construction	■■■■■■■■■■■■■■■	11
Transp. & Warehousing	■■■■■■■■■■■■■■■	11
Public Administration	■■■■■■■■■■■■■	10
Manufacturing	■■■■■■■■■■■	8
Retail Trade	■■■■■■■	6
Wholesale Trade	■■■■■■■	6

RANKED #3 IN THE MOST LOST TIME INJURY INCIDENTS

TOP INDUSTRIES IN LOST TIME INJURY INCIDENTS:

Manufacturing	1,179
Health Care & Social Assistance	1,086
Transportation & Warehousing	915
Public Admin.	859
Retail Trade	668

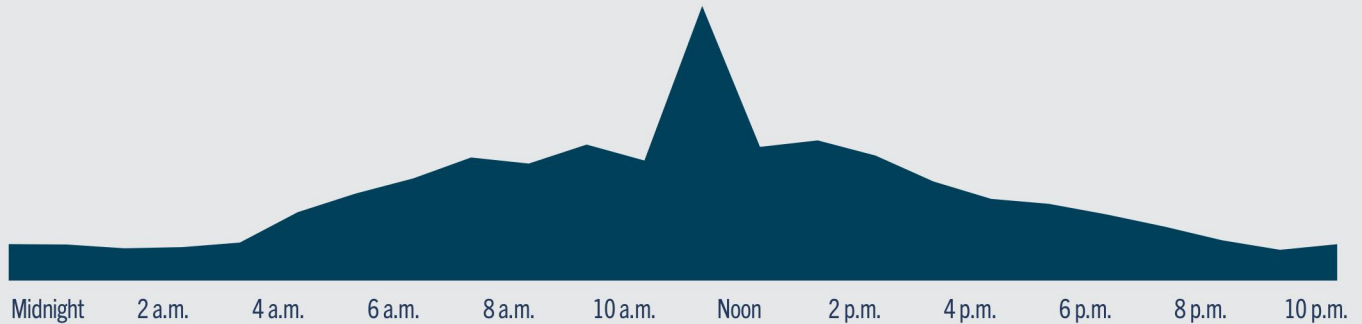
LOST TIME INCIDENTS

4,707	Total Lost Time Incidents in Top 5 Industries
7,571	Total of all Lost Time Incidents

*In 2023, industry data reports were updated to go by date of injury vs. date reported to the Missouri Department of Labor and Industrial Relations. As such, prior versions of this form should not be compared to this current version as the data sets are not the same.

INJURY INCIDENTS BY TIME OF DAY

Most Transportation & Warehousing injury incidents occurred during the Noon hour.



INJURY INCIDENTS BY DAY OF THE WEEK

Most Transportation & Warehousing incidents occurred on a Wednesday.

S	M	T	W	T	F	S
365	1,033	1,117	1,138	980	912	409

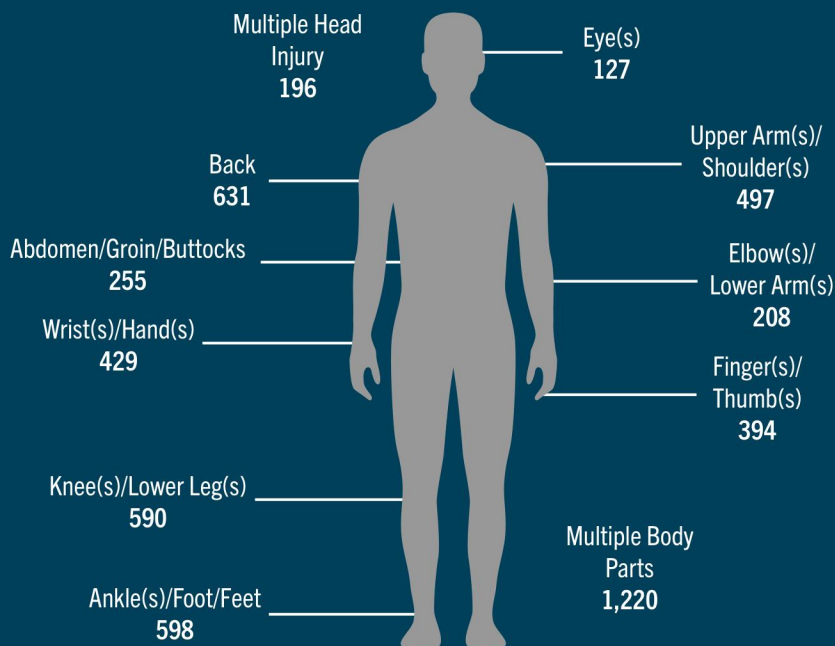
INJURY INCIDENTS BY MONTH

Most Transportation & Warehousing incidents occurred in January.

Jan	622
Feb	462
Mar	463
Apr	464
May	490
Jun	506
July	522
Aug	520
Sep	498
Oct	494
Nov	410
Dec	503

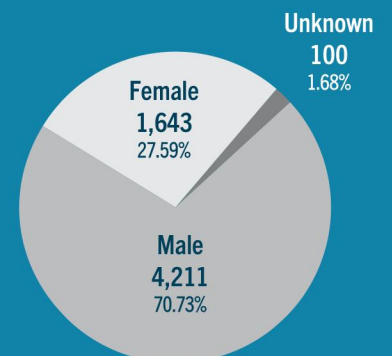
TOP 10 INJURY INCIDENTS BY BODY PART

In Transportation and Warehousing, Multiple Body Parts was the category with the most incidents.



INJURY INCIDENTS BY GENDER

In Transportation and Warehousing, males had over twice as many incidents than females.



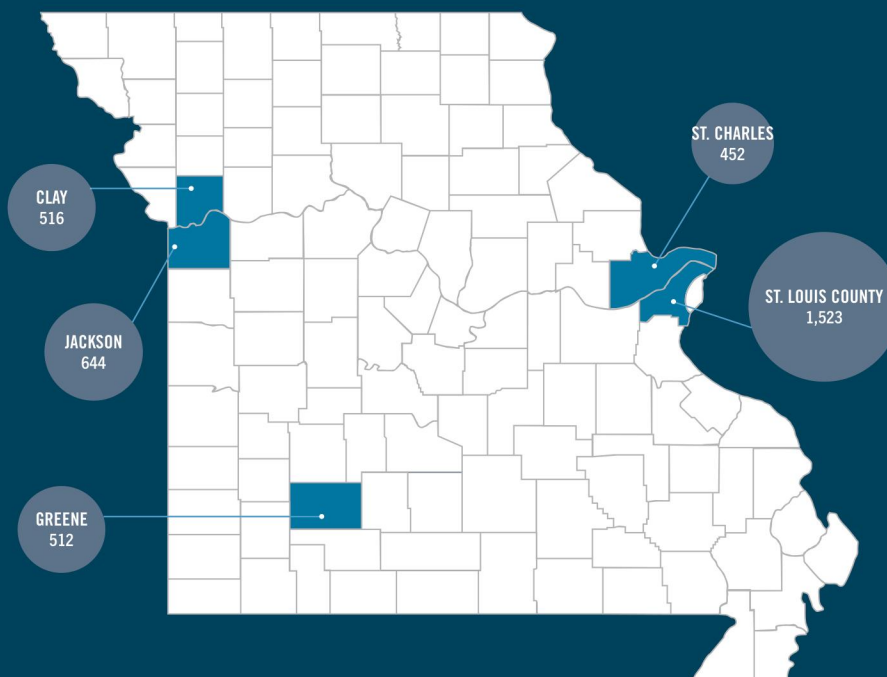
INCIDENTS BY AGE GROUP

The 20-29 age group had the most injury incidents in Transportation & Warehousing.

AGE GROUP	TRANSP & WH.	ALL INDUSTRIES
10-15	0	44
16-19	187	3,721
20-29	1,455	22,655
30-39	1,308	19,637
40-49	1,065	16,441
50-59	1,201	15,870
60-69	631	9,338
70-79	93	1,477
80-89	12	141
90+	2	6
Unknown	0	5

INCIDENTS BY COUNTY

St. Louis County had the most Transportation & Warehousing injury incidents.

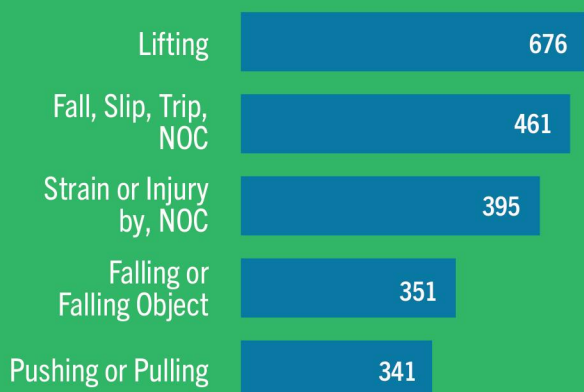


Top 5 Counties with the Most Incidents:

St. Louis County	1,523	Greene	512
Jackson	644	St. Charles	452
Clay	516		

INCIDENTS BY CAUSE

Most incidents in Transportation & Warehousing occur due to lifting.



INCIDENTS BY NATURE

Most Transportation & Warehousing injuries are strains and tears.



If you have served on active duty in the Armed Forces of the United States and would like information about veterans' services and benefits, please complete the survey here: mvc.dps.mo.gov/MoVeteransInformation/Survey/DOLIR

This information represents data collected by the Missouri Department of Labor and Industrial Relations to aid in reducing workplace incidents and fatalities. It may include incidents that occurred in other states. Due to statutory reporting requirements, all injuries with a date of injury in 2024 may not have been reported as of the date the data was analyzed due to reporting lag. No personal information has been shared or released in the creation of this resource. Missouri Department of Labor and Industrial Relations is an equal opportunity employer/program. TDD/TTY: 800-735-2966 Relay Missouri: 711

LS-83-3 (03-25) AI