

ANALYZING WORKPLACE INJURIES IN THE Administrative and Support and Waste Management and Remediation Services Industry

To reduce workplace injuries and fatalities, we must understand when, why and how they happen. Having these specific analytics on hand will allow businesses in hazardous industries to target problem areas and initiate solutions that will lower the number of workplace accidents.

The Administrative and Support and Waste Management and Remediation Services (ASWMRS) sector is comprised of establishments performing routine support activities for the day-to-day operations of other organizations. The establishments in this sector specialize in one or more of these support activities and provide these services to clients in a variety of industries and, in some cases, to households. Activities performed include: office administration, hiring and placing of personnel, document preparation and similar clerical services, solicitation, collection, security and surveillance services, cleaning, and waste disposal services.

The highest number of injury incidents in the ASWMRS industry occurred:



at Noon



on Tuesday



in June



on Multiple Body Parts



on Males



within 20-29 Age Group



in St. Louis County

Total Fatalities in Top 6 Industries ▶ 72
 Total Fatalities in All Industries ▶ 118
 61% of All Fatalities are in Top 6 Industries

Top Industries in Workplace Fatalities



RANKED #5
 IN THE MOST WORKPLACE
FATALITIES

4,204 INJURY INCIDENTS

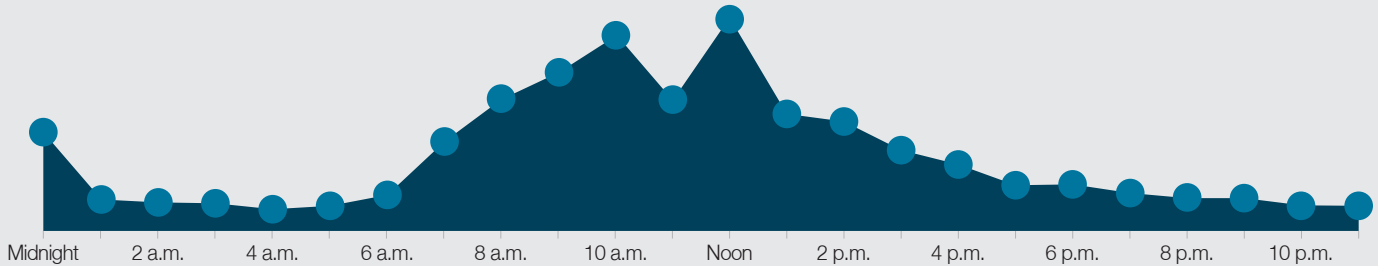
Total Incidents in All Industries ▶ 99,743

417 LOST TIME INCIDENTS

Total of All Lost Time Incidents ▶ 8,246



Injury Incidents by Time of Day
Most ASWMRS incidents occurred during the Noon hour.



Injury Incidents by Day of the Week
Most ASWMRS incidents occurred on a Tuesday.

S	M	T	W	T	F	S
195	758	794	793	762	623	279

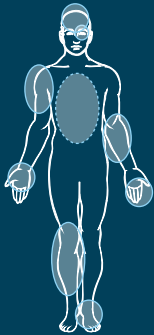


Injury Incidents by Month
The highest number of ASWMRS injury incidents occurred in June.

JAN	FEB	MAR
303	275	331
APR	MAY	JUN
326	369	433
JUL	AUG	SEP
417	389	339
OCT	NOV	DEC
379	332	311



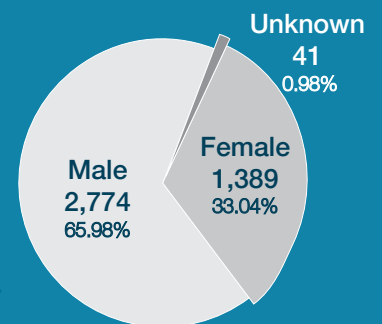
Top 10 Injury Incidents by Body Part
In ASWMRS, Multiple Body Parts was the category with highest number of injury incidents.



Multiple Body Parts	769
Back	442
Wrist(s)/Hand(s)	430
Finger(s)/Thumb(s)	425
Knee(s)/Lower Leg(s)	366
Ankle(s)/Foot/Feet	314
Upper Arm(s)/Shoulder(s)	277
Elbow(s)/Lower Arm(s)	199
Eye(s)	146
Multiple Head Injury	84



Injury Incidents by Gender
In ASWMRS, males had two times more incidents than females.



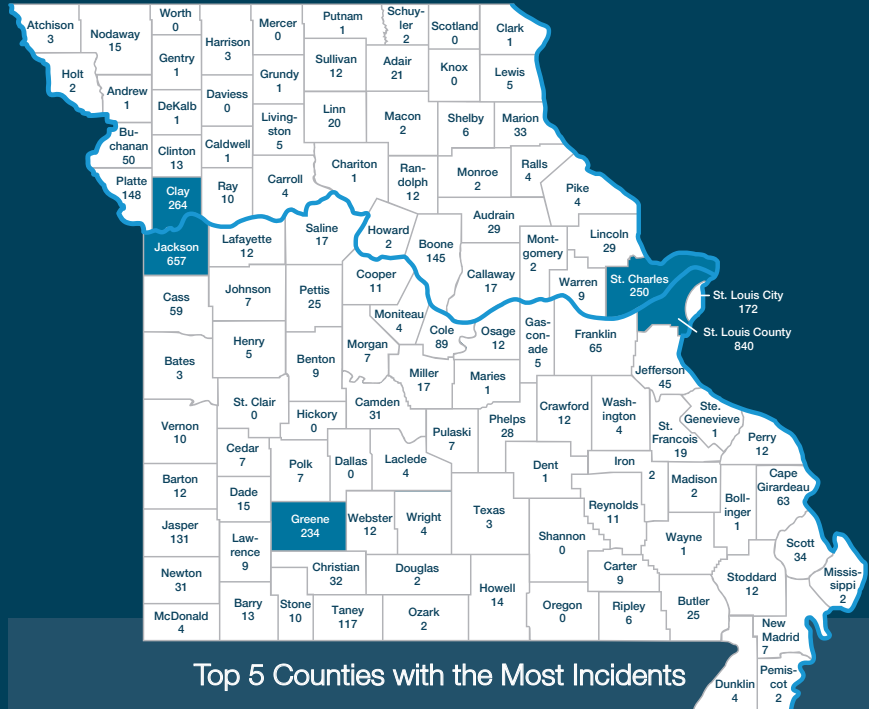


Incidents by Age Group
The 20-29 age group had the highest number of injury incidents in ASWMRS.

Age Group	ASWMRS	All Industries Total
10-15	0	39
16-19	160	3,771
20-29	1,093	23,447 <i>Highest Total</i>
30-39	989	21,427
40-49	870	19,946
50-59	748	21,033
60-69	292	8,733
70-79	48	1,204
80-89	3	124
Unknown	1	19



Incidents by County
St. Louis County had the most incidents in the ASWMRS industry.



Top 5 Counties with the Most Incidents

St. Louis County	840	St. Charles	250
Jackson	657	Greene	234
Clay	264		

Helping you stay safe at work.

ON-SITE SAFETY AND HEALTH CONSULTATION PROGRAM: Helps businesses maintain OSHA compliance through one-on-one consultations. Consultants identify and assist in correcting site-specific safety and health hazards without assessing any fines or penalties.

WORKERS' SAFETY PROGRAM: Helps businesses improve their workplace safety procedures and reduce workers' compensation insurance costs. We start by identifying the needs of your company and then connect you with individualized resources.

MINE AND CAVE SAFETY PROGRAM: Works to eliminate hazards and reduce accidents in Missouri's mines and show caves. We offer specialized education and training, as well as step-by-step implementation of safety plans that focus on building better habits on the job.

Visit safeatwork.mo.gov to learn more ways to keep your workplace safe.

